


How do you select underfloor heating?


While on the plan task, from the *Emitters* sidebar, click the  on and then select *Add Underfloor Heating* which will prompt you to input the floor area covered by the underfloor heating elements and their outputs in W/m².

Living room demand not met
Emitter output: 329 / 368 W

Annual demand: **781 kWh / year**

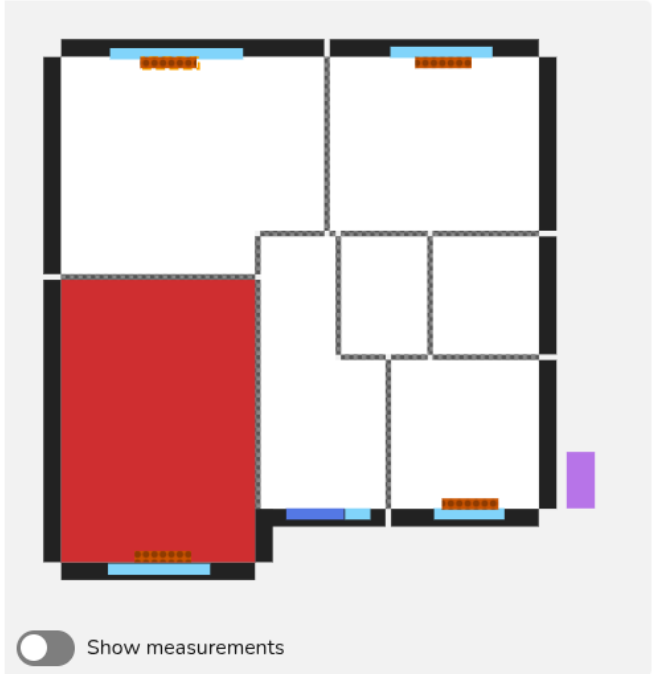
Volume	Area
41.21 m ³	17.17 m ²
Heat loss	Heat loss by area
368 W ⓘ	21.44 W / m ²
Room temperature	Air changes / hour
<input type="text" value="21"/> °C	<input type="text" value="0.5"/>
<small>~21°C for a living room</small>	<small>~0.5 ACH for a living room</small>

Add underfloor heating Add other heat emitter

 **K1** 600 mm × 1000 mm **329 W** Existing ...

Looking to add new radiators?
Drag them on the plan from the left sidebar

[Reset room to plan](#) Cancel **Save changes**



Revision #3

Created 8 November 2024 12:58:28

Updated 1 June 2026 09:34:56 by Daisy