

Sound Check (UK)

This guide applies to the heatpunk.co.uk version of Heatpunk. The information provided here does not apply to heatpunk.ie.

The sound check is part of the [Heat Pump task](#) and helps determine whether the planned installation position will generate excessive noise that could disturb neighbouring properties. The results of the sound check will be displayed in the customer proposal and technical reports.

Completing the sound assessment

When you create a new project you will be prompted to complete the sound check when you navigate to the heat pump task.

- Choose the **assessment method** suitable for your project. See below for guidance on which method to choose.
- Input the details about the **heat pump position** and **assessment points**.
- After selecting the kit you would like to use on the project, the **results** of the sound check will display on the left hand side of the page below the heat pump and cylinder details.

To edit the details of the sound check click the **pencil icon** to the top right of the results.

Choosing a method

There are currently two sound assessment calculation methods published by MCS. England's Permitted Development Rights now require you to use the 2025 calculation method which is based on **MCS 020 a)**. Other UK nations, where they have not changed their Permitted Development Rights, may still require you to use the legacy calculation method based on **MCS 020**. Please contact your local planning authority if you are unsure which method to use.

When you start the sound check for your project you can choose between the 2025 calculation method or the legacy calculation method.

Sound check ⓘ

Assessment method

2025 calculation method



This is based on the new MCS 020 a) standards referenced in England's Permitted Development Rights legislation.

Legacy calculation method



This is based on the previous MCS 020 and can only be used for nations which haven't adopted MCS 020 a) standards.


Using the 2025 calculation method - MCS 020 a)

To comply with MCS 020 a), the calculated noise level at each assessment position must be below 37 dB. Under MCS 020 a), it is vital to include **multiple assessment positions**, as more distant locations without a barrier may experience higher noise levels than closer positions that are shielded.


- In order to comply with MCS 020 a) standard, start by selecting the 2025 calculation method.
- Select the number of reflective surfaces next to the heat pump.
- Add details for the first assessment position, including the description, distance and details of any barriers.
- Add additional assessment positions by clicking + *Add position*.
- Delete any positions you no longer need using the dustbin icon.
- Click *Confirm* to view the sound check results.

See [MCS guidelines](#) for further information on the calculation.


Number of reflective surfaces next to heat pump ⓘ



One



Two




Three

Position A Position B + Add position


Position description ⓘ

Bedroom window 2


Barriers between heatpump and position ⓘ



Full view



Partial view



No view

Distance from heat pump ⓘ Barrier material ⓘ

3 m No barrier

Using the legacy calculation method - MCS 020

To comply with the legacy MCS 020 standard, the noise level at a single assessment position must be below 42 dB.

- In order to comply with the previous MCS 020 standards, select the legacy calculation method.
- Add details for the assessment position, including the description, distance, number of reflective surfaces and details of any barriers.
- Click *Confirm* to view the sound check results.

See [MCS guidelines](#) for further information on the calculation.

Position description ⓘ

Bedroom window

Distance from heat pump ⓘ

5

m

Number of reflective surfaces next to heat pump ⓘ



One



Two



Three

Barriers between heatpump and position ⓘ



Full view



Partial view



No view

Revision #11

Created 3 January 2025 16:26:25 by Harry Doyle

Updated 17 June 2025 14:48:53 by Daisy