



Sound Check


You can review the results of your sound check. If you need to edit the inputs, click on pen in the top right.

Sound check


Based on the following input parameters:


 A distance of 8m between the heat pump and the assessment position.

 Two reflective surfaces at the heat pump mounting position.

 No barriers between the heat pump and the assessment position.

The expected sound pressure level at the assessment position will be 42 dB.



 Sound levels within threshold

The max sound pressure at the assessment position is expected to be within the permitted development threshold of 42dB. A planning application is not required.

Revision #1
Created 3 January 2025 16:26:25 by Harry Doyle
Updated 3 January 2025 16:31:46 by Harry Doyle